



MINISTERUL DEZVOLTĂRII REGIONALE
ȘI ADMINISTRAȚIEI PUBLICE



Investment opportunities in Bucharest-Ilfov

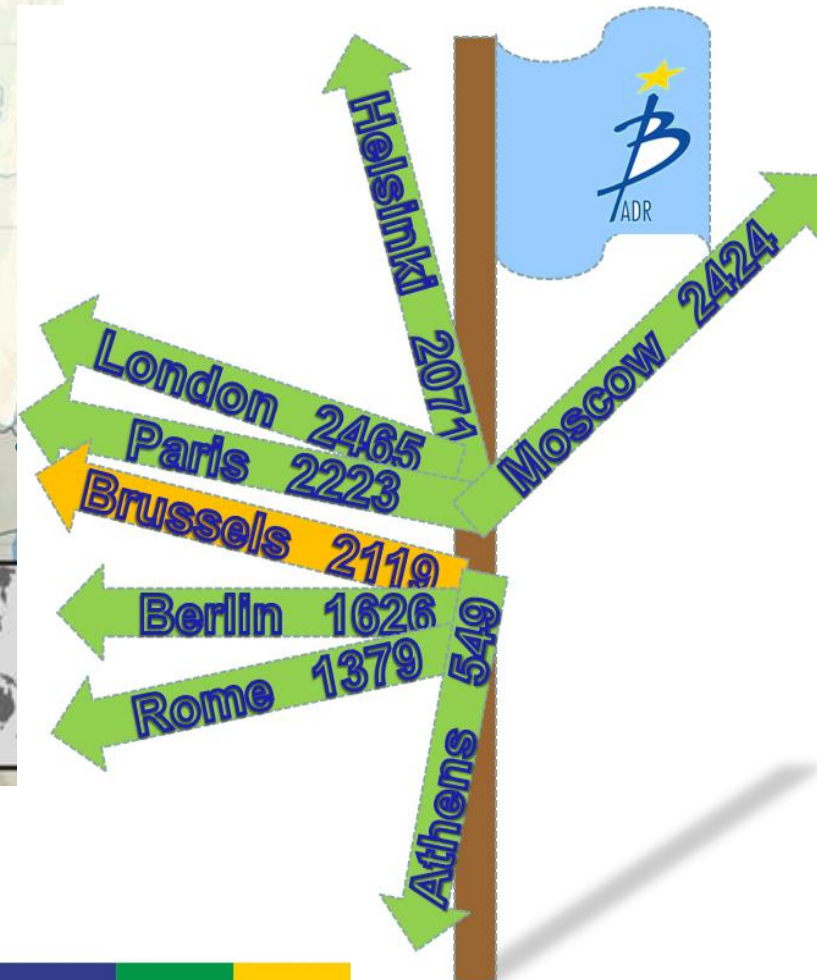
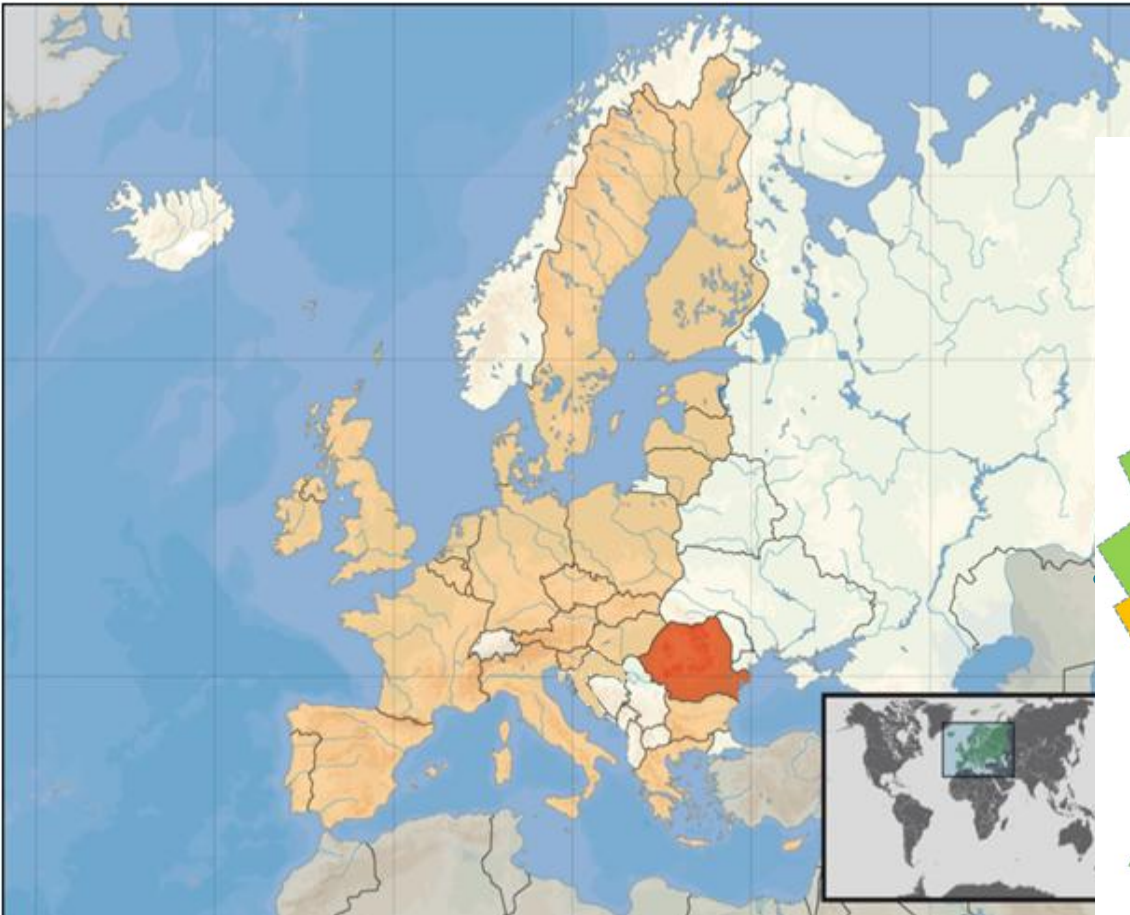
*Liviu Râncioagă - Bucharest-Ilfov
Regional Development Agency*



Inițiativă locală. Dezvoltare regională.

Discover Bucharest-Ilfov Region !

- In the middle of the continent: TEN-T Rhine-Danube Core Network Corridor



Source: www.roportal.ro

Discover Bucharest-Ilfov Region !

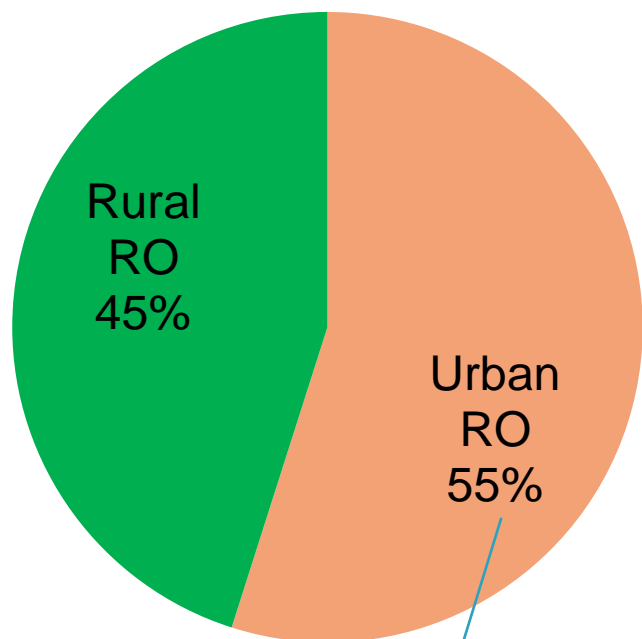


- One of the 273 EU NUTS 2 regions, one of 28 Capital regions, the richest in Eastern part of the EU (Gross domestic product per capita in purchasing power standards)

	BI Region	Bucharest	Ilfov	% of BI Region in Romania
Area	1 821 km ²	13.1%	86.9%	0.76
Population	2 272 163 inh.	82.89%	17.11%	11.29

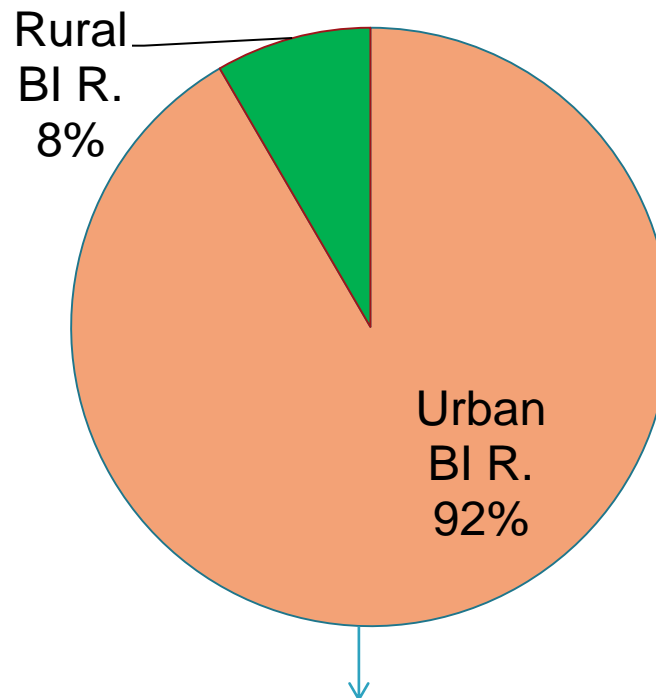
Population distribution

Total Romania 21.35 million inhabitants



Bucharest 17.6%

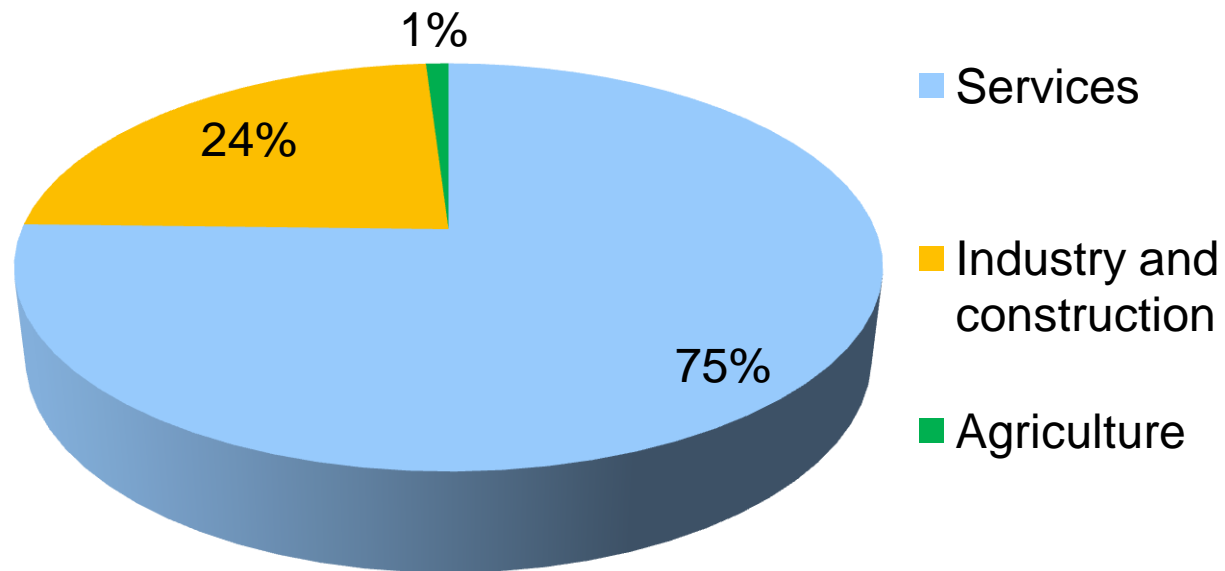
Total BI Region: 2.25 million inhabitants



9 cities
32 communes
91 villages

Structure of the BI economy (INS, 2013)

Structure of the BI economy



Services: from 53,1% in 1995 to 75% in 2005-2013



Bucharest-Ilfov – the most dynamic Region in RO

- ❑ Economic indicators
- (1)
- ✓ GDP in purchasing power standards - 27100 Euro/inhabitant, more than twice the national average (11975 Euro/inhabitant), 111% of the EU27 average* (ranked 76th out of 271 European regions; next Romanian region: 54% of EU average)
- ✓ GDP in nominal values - 10800 Euro/capita*
- ✓ Work productivity - 21333 Euro/employee in 2010, increased by 78% compared to 2005**



City Gate Towers, Bucharest

*) In 2010, Eurostat 2013

**) In 2010, INSSE 2012

Bucharest-Ilfov - the most dynamic Region in RO

□ Economic indicators (2)

- ✓ **Foreign direct investments (FDI)** - over 35 billion euro-about 60% of the national ones (next 3 regions - about 7%)^{***}
- ✓ **SMEs**-23% of the national no.

^{***}) In 2012, BNR 2013



Sky Tower, Northern Bucharest

... and also...

- ✓ The most productive region (generates approx. 25% of the national economy)
- ✓ The most powerful and dynamic economic region of the country
- ✓ The average net salary is approx. 35% higher than the national average

✓ Unemployment rate: 2,0%, the lowest nationwide (July 31, 2013)

✓ Density of SMEs in BI Region: 48 per 1000 inhabitants, being above both the EU average (42 SMEs/1000 inhabitants) and national average of 21 SMEs/1000 inhabitants.



West Gate Business Park

Investment Opportunities for Your Business in Bucharest-Ilfov Region - *Services sector*

- ✓ Telecommunications, financial intermediation, education and research sectors, transport and storage, business services and trade - activities in retail and wholesale
- ✓ R&D&I: BI Region represents the center of innovation and research in Romania: 22,74% of the innovative active companies in Romania.



Siriului Business Centre, Bucharest, REGIO beneficiary

Investment Opportunities for Your Business in Bucharest-Ilfov Region - *Services sector*

✓IT&C - support centers, technological parks, assembling facilities included



Oracle Headquarters, Bucharest

Investment Opportunities for Your Business in Bucharest-Ilfov Region - *Services sector*

✓ Specialized human resources - higher education & research capacities



The new headquarters of the National University of Political Studies and Public Administration, Bucharest, 2014

Investment Opportunities for Your Business in Bucharest-Ilfov Region - *Services sector*

✓ **Tourism** - business, congress & exhibition, spa & wellness, museums, gardens, lakes and parks, urbanized and natural environment



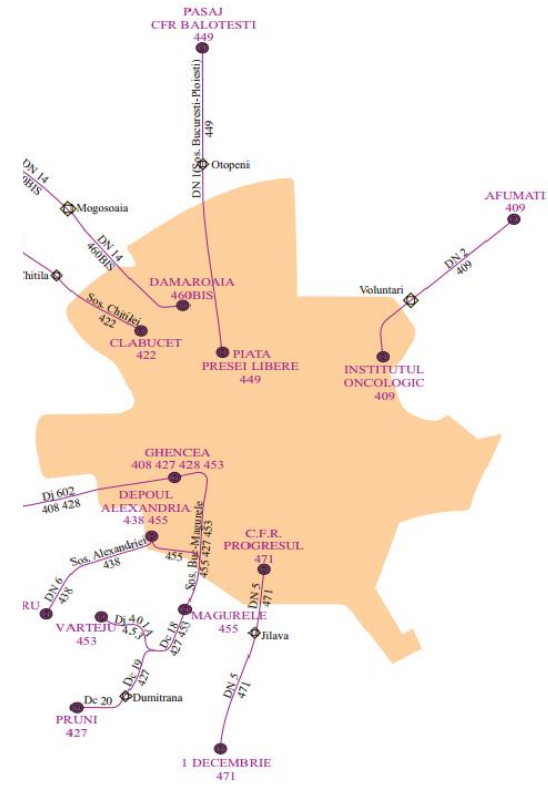
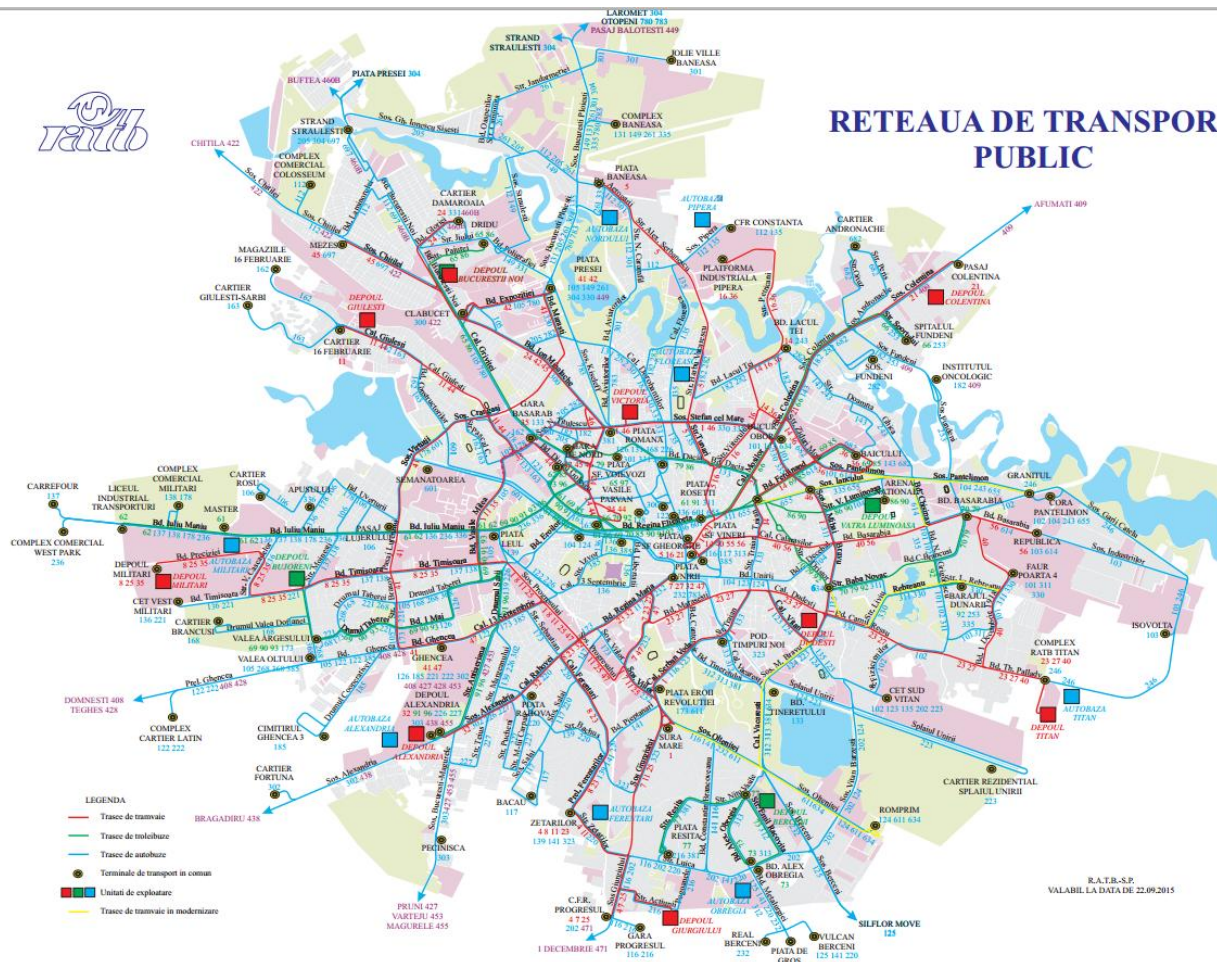
Snagov, Ilfov County



Bucharest-Ilfov surface public transport



RETEAUA DE TRANSPORT PUBLIC



R.A.T.B.-S.P.
VALABIL LA DATA DE 22.09.2015

- LEGENDA**
- Cap de linie
 - Trasee linii preoracnesti
 - ◆ Localitati servite

- LEGENDA**
- Trasee de tramvaie
 - Trasee de troleibuz
 - Trasee de autobuz
 - Terminale de transport in comun
 - Unitati de exploatare
 - Trasee de tramvaie in modernizare
 - BRAGADIRU 438

Investment Opportunities for Your Business in Bucuresti-Ilfov Region - *Industry*

- ✓ Food industry, beverages and tobacco (65% of the turnover generated in this sector)- Coca Cola HBC, Philip Morris etc.
- ✓ machine tools, rubber & chemical industry-including pharmaceuticals & cosmetics
- ✓ paper industry, textile and clothing industry, film industry a.s.o.
- ✓ using the existing **industrial & technological parks** or developing new facilities on city locations resulted from delocalization and division of former industrial platforms in Bucharest.
 - ✓ Ilfov County ranked 1st in housing construction in 2013 (9,1%), followed by Constanța, Suceava and Timiș counties.



Tida Ro Ltd., REGIO beneficiary - outdoor products

Investment Opportunities for Your Business in Bucharest-Ilfov Region - *Agriculture*

- ✓ 101.825 ha farmland, representing 64,31% of the Ilfov county total area
- ✓ Development of bio production in grains, vegetables, potatoes, fodder plants, flowers, pigs, poultry, fur small animals and aquaculture in Ilfov area
- ✓ Agricultural research through specialized institutes (for Vegetable Growing and Floriculture, for Biology and Animal Nutrition, for Cattle, Pig Breeding etc)



Companies on the market



Bucharest-Ilfov Regional Development Agency

- ✓ The shortest way to the Local Administration Authorities in the Region
- ✓ Your Business HELP DESK in the Region
- ✓ INTERMEDIARY BODY for REGIO and other development programs, financed by European Funds and other international sources
- ✓ Your trustful matchmaker with the most suitable potential partners

Do You need a business solution ?

Look for us !

Sources

- Eurostat Newsrelease, *Regional GDP per capita in the EU in 2010: eight capital regions in the ten first places*, 46/2013, 21 March 2013, http://epp.eurostat.ec.europa.eu/cache/ITY_PUBLIC/1-21032013-AP/EN/1-21032013-AP-EN.PDF
- European Union, *Eurostat regional yearbook 2013*, http://epp.eurostat.ec.europa.eu/cache/ITY_OFFPUB/KS-HA-13-001/EN/KS-HA-13-001-EN.PDF
- Banca Națională a României & Institutul Național de Statistică, *Investițiile Străine Directe în România în anul 2012*, 2013, [http://www.bnr.ro/Investitiile-straine-directe-\(ISD\)-in-Romania-3174.aspx](http://www.bnr.ro/Investitiile-straine-directe-(ISD)-in-Romania-3174.aspx)
- *Romanian National Institute of Statistics*, 2012
- Ilfov County Council, Internal and International Cooperation Service, *Ilfov County*, n. d., foreignaffairs@cjilfov.ro
- ADRBI, *Planul de dezvoltare regională al Regiunii București-Ilfov 2014-2020*, var. 12 iun. 2014, <http://www.adrbi.ro/media/9437/PDR-BI%20varianta%202012%20iunie%202014.pdf>
- ADRBI, *Strategia de promovare și atragere a investițiilor pentru dezvoltarea Regiunii București-Ilfov*, proiect în lucru, 2014
- MDRAP, Raport de expertiză *Domeniul 12. Ocuparea și utilizarea terenurilor*, f.a.



MINISTERUL DEZVOLTĂRII REGIONALE
ȘI ADMINISTRAȚIEI PUBLICE



BUCHAREST-ILFOV REGIONAL DEVELOPMENT AGENCY

Intermediary Body for Regional Operation Programme

163 M. Eminescu Street, Bucharest, Romania

Phone /Fax: +4 021.315.96.59; +4021.315.96.65

Phone helpdesk: + 4021.313.80.99

Email: contact@adrbi.ro; liviu.rancioaga@adrbi.ro

www.adrbi.ro

www.regioadrbi.ro



Inițiativă locală. Dezvoltare regională.

www.inforegio.ro

www.adrbi.ro